

Reporting Statistical Results in Your Manuscript

Author

Enago Academy

Post Url

<https://www.enago.com/academy/reporting-statistical-results-in-your-manuscript/>

Reporting Statistical Results

Descriptive Statistics

- Report the measure of central tendency (mean, mode, or median) and variability (standard deviation)
- Follow journal guidelines (Hint: few style guides recommend the use of parenthesis)
- Total length of ropes (n = 140) averaged 54.6 cm (s = 10.2 cm)*
or
- Total length of ropes (n = 140) averaged 54.6 ± 10.2 cm*

Inferential Statistics

- Report results in a way that is comprehensible to the readers
- Report p values, variability between the groups compared, and sample size
- Follow journal guidelines when reporting p values (Hint: report exact p values and α value)
- Group A (M = 50, s = 25) students scored higher than the group B students (M = 40, s = 19); t(24) = 1.2, p = 0.005*

Visit [enago.com/academy](https://www.enago.com/academy) today to know more about reporting statistical results

@Enago
 enagoacademy
 [enago.com/academy](https://www.enago.com/academy)
 [enago.com/app](https://www.enago.com/app)

Reporting key findings and statistical results is important to validate/support your hypothesis. These results help readers understand the correlation between (and significance of) different variables involved in the study. The statistics can be both descriptive and inferential. It is, therefore, important to report them correctly.

To know more about reporting results in your manuscript, [click here](https://www.enago.com/academy/reporting-statistical-results-in-your-manuscript/).

Reporting Statistical Results


Descriptive Statistics


- Report the measure of central tendency (mean, mode, or median) and variability (standard deviation)
- Follow journal guidelines (Hint: few style guides recommend the use of parenthesis)
- *Total length of ropes (n = 140) averaged 54.6 cm (s = 10.2 cm)*
- or
- *Total length of ropes (n = 140) averaged 54.6 ± 10.2 cm*


Inferential Statistics


- Report results in a way that is comprehensible to the readers
- Report p values, variability between the groups compared, and sample size
- Follow journal guidelines when reporting p values (Hint: report exact p values and α value)
- *Group A (M = 50, s = 25) students scored higher than the group B students (M = 40, s = 19); $t(24) = 1.2, p = 0.005$*

Visit enago.com/academy today to know more about reporting statistical results

 @Enago

 enagoacademy

 enago.com/academy

 enago.com/app

Cite this article

Enago Academy, Reporting Statistical Results in Your Manuscript. Enago Academy. 2018/06/25. <https://www.enago.com/academy/reporting-statistical-results-in-your-manuscript/>